

08 81 00/IBP  
BuyLine 6221

# GLASSWALK™

IBP GLASS FLOOR SYSTEMS



6"x 6" GLASS PAVERS



8"x 8" GLASS PAVERS



STRUCTURAL GLASS



GLASS STAIR TREAD




4 Exciting Ways  
To Splash Light To The  
Core Of Your Next Project





# See Floors And Walkways In A Whole New Light, With The IBP GlassWalk™ SG System.



IBP now offers a floor system engineered specifically for the next generation in structural glass: 1" thick laminated units. These new units are ideal for any application that calls for drama—or wherever natural light is at a premium.

## Proven Performance And Safety

The heart of every GlassWalk SG floor system is a modular IBP aluminum grid, which is strong, lightweight, easy to install, and proven in hundreds of floor applications.

For most installations, IBP supplies two-ply laminated glass units that consist of a top layer tempered for impact resistance and a heat-strengthened bottom layer, bonded with a clear resin interlayer. These composite units, combined with the performance of the aluminum grid, have been proven in tests by independent labs to meet applicable code requirements for load and impact.

The GlassWalk SG system accommodates individual glass units ranging in size from 12" square all the way to 48" square—for up to 16 square feet in area per unit. For structural guidelines and other important details, consult the structural glass size chart at [www.glasswalkfloors.com](http://www.glasswalkfloors.com)

## Choose The Classic Appeal Of 6" And 8" Square Pavers.

IBP's first GlassWalk system, based on 6"×6"×1" glass pavers, caused quite a sensation. Architects created installations that transmitted light and appeared to float in mid-air as if by magic. Simple to install and engineered for high foot traffic, this versatile system is proven in hundreds of applications.

Paver-based GlassWalk systems remain popular with builders, interior designers, and architects who prefer the familiar dimensions of glass block. In 2005, IBP extended this line to incorporate a selection of 8"×8"×1" pavers, which offer 78% more area than their 6"×6" counterparts for greater light transmission.



*Underfoot and overhead, GlassWalk paver systems create a stunning visual statement.*



Heat-fused ceramic "frits" provide traction. Choose from over 30 standard patterns—or design your own!



Slip resistance is achieved with a patented ceramic-based frit, permanently heat-fused to the walking surface. Frits provide a wet-dry slip coefficient up to 1.1, which far exceeds the most stringent code requirements—and outperforms acid-etching and sandblasting. To achieve translucency rather than transparency, a full etched "obscurity frit" or satin etch finish can be applied to the SG unit.

### Built To Your Specification For A Perfect Fit

Like all IBP GlassWalk systems, each structural-glass installation is shipped as a complete kit, with all elements precut to your exact specification—including the glass units themselves. Free detail drawings are available from your authorized IBP representative.




IBP's sleek aluminum grid, with its clear anodized finish, complements any contemporary interior décor.

A GlassWalk SG inset harmonizes beautifully with a natural stone floor in this New York residence.



### GlassWalk Paver Selection




6"x 6" GLASS PAVERS



Ask for current selection and availability.



8"x 8" GLASS PAVERS



IBP glass paver systems stand up to heavy foot traffic, as in the Provo (Utah) Towne Centre shopping mall.



A GlassWalk insert made from 8" pavers brightens this Davis, California, residence.



# Modular Design For Fast Installation

All three GlassWalk floor systems utilize IBP's patented aluminum grid, whose standard clear anodized finish offers an attractive view from any angle. Custom colors are also available. Each system is shipped as a kit, with structural members precut to your design specification, and the basic installation process for each is similar.

GlassWalk floor systems are designed to be set in a containment opening with a support ledge capable of supporting the floor's self-weight and live loads as required by the local governing building code. Here are some basic guidelines:

- *GlassWalk 6" paver systems: 20 psf self-weight, 7' 6¼" maximum clear span at 100 psf live load*
- *GlassWalk 8" paver systems: 20 psf self-weight, 6' 3¼" maximum clear span at 100 psf live load*
- *GlassWalk SG systems: 14.3 psf typical self-weight—system is designed for 125 psf live load, and clear span will vary based on design*

Floor systems install easily. Glass pavers are inserted into rubber boots, then set into the grid. With structural glass units, the installer applies precut extruded silicone cushions to the sides of each grid opening before setting the glass in place. (Vacuum cups are recommended.)

Modular design helps speed installation. Once the perimeter members are in place, you can install grid and glass together, one row at a time. When all glass units are installed, apply clear silicone sealant around each paver or SG unit to finish the job.

## Easy Maintenance

The glass units in GlassWalk systems require little to no special care. Installation and care instructions, specifications, technical service bulletins, and other information are available online at [www.glasswalkfloors.com](http://www.glasswalkfloors.com) and from your IBP representative.

For more information about other IBP products, please refer to 22 40 00/IBP in Sweets Residential Edition, 04 23 00/IBP in Sweets Architects, Engineers & Contractors Edition, or <http://sweets.construction.com>.



©2006 Innovative Building Products, Inc. • an Acme Brick company  
P.O. Box 425 • Fort Worth, TX 76101-0425  
1-800-932-2263 • Fax (817) 332-1406  
[www.glasswalkfloors.com](http://www.glasswalkfloors.com) • [www.ibpglassblock.com](http://www.ibpglassblock.com)

Once perimeter members are set into the containment opening, a GlassWalk SG installation goes smoothly...



from spanner...



to spacers...



to silicone cushions...



to glass units...

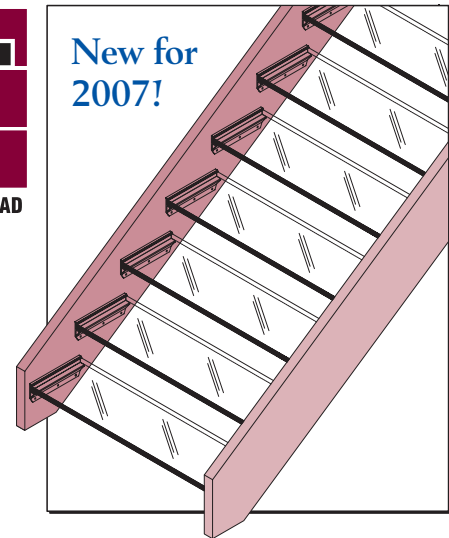


Total elapsed time for this stair landing:  
approximately 2 hours.



GLASS STAIR TREAD

New for  
2007!



IBP's new GlassWalk ST system features specially designed support brackets and 3-ply stair treads

1.325" thick. This engineered system can achieve glass stair tread spans up to 48" with only two-sided support. Call for details.